
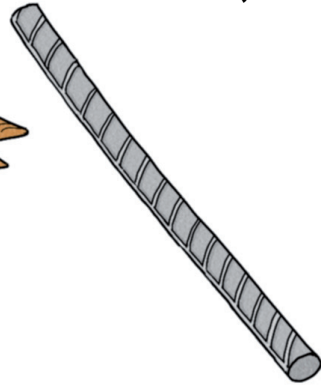


PLANTER AVEC LA METHODE MIYAWAKI


OUTILS POUR QUADRILLER LE TERRAIN :



piquets




tige en métal




bobine de fil




baguette de 1M



Autour du terrain : faire des trous tous les 1m



Planter un piquet dans chaque trou



Avec la bobine de fil, finaliser le quadrillage

